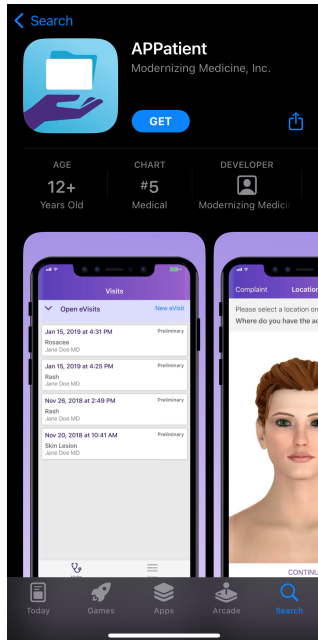


In this document, you will learn how to download the APPatient™ application. The APPatient app can be utilized by patients to participate in Audio and Video Chats with a Provider. The patient must be granted Patient Access in order to log in to APPatient.

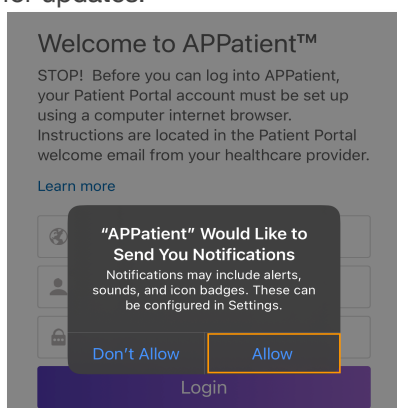
Download APPatient Application

1. The patient opens the received email through their smartphone and selects the provided hyperlink. This redirects them to the App Store to download the APPatient application.

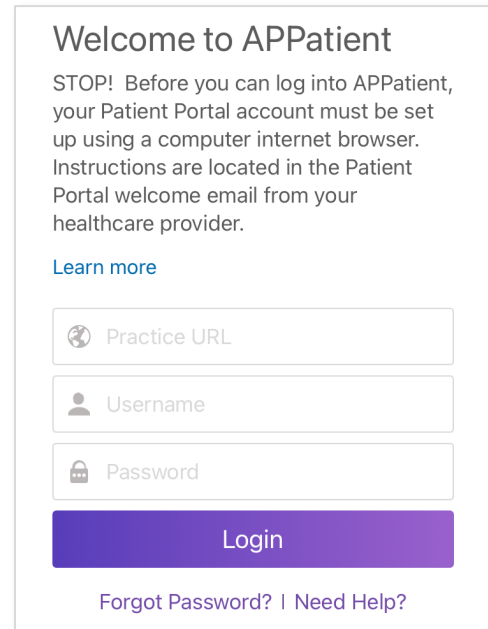


Note: If the application has already been downloaded, the hyperlink will redirect them directly to the downloaded application.

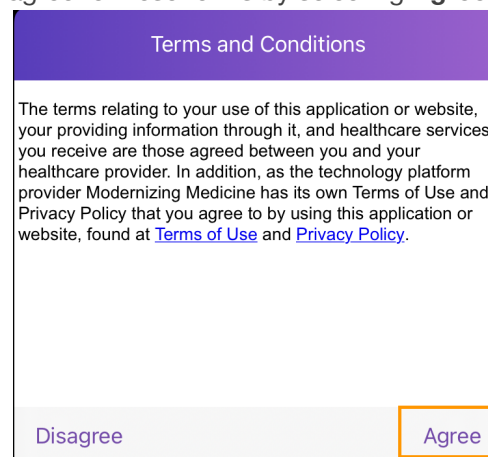
2. The patient receives a pop-up asking to Allow Push Notifications. It is highly recommended for patients to **Allow** to receive push notifications for updates. If the patient does not allow, they will have to log into the app frequently to check for updates.



3. The patient enters your practice URL, their username, and password to log into the app. These are the same credentials utilized when accessing the patient portal.



4. Upon the first login, the patient is presented with a Telehealth **Terms of Service** and **Privacy Policy** consent form. Patient's must agree to these terms by selecting **Agree**.



5. The patient will then select **Get Started** to access the appointments screen where they can join the Visit Video once initiated by the provider.

